

Peninsula Postgraduate Medical Education

Recruitment to two year Foundation Programmes August 2018: Stage 2

In the second stage of applications, applicants were asked to rank the 188 posts in the Peninsula in order of preference. Allocations were based on the overall application score.

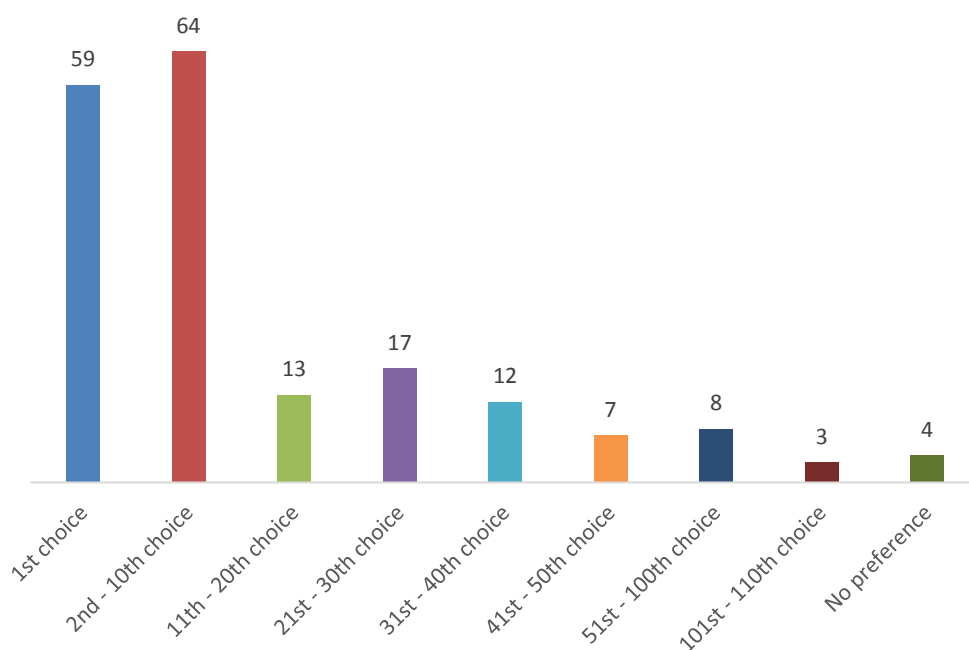
Outcome for all trainees allocated to the Peninsula Foundation School

32% (59) of trainees secured their first choice post preference. 66% (123) secured a post that was in their top 10 and 73% (136) secured a post that was in their top 20. The least satisfied person got their 109th choice of 188 posts. The table below shows the outcomes by preference since 2010 and chart 1 shows the distribution of preferences for all trainees in the Peninsula Foundation School.

Table 1: Post preferences secured since 2010

| Year | 1 st choice post | Top 10 post | Worst outcome |
|------|-----------------------------|-------------|--------------------------------------|
| 2010 | 30% (60) | 67% (133) | 127 th choice (198 posts) |
| 2011 | 31% (59) | 69% (133) | 114 th choice (194 posts) |
| 2012 | 29% (56) | 68% (129) | 151 st choice (193 posts) |
| 2013 | 27% (52) | 65% (127) | 172 nd choice (198 posts) |
| 2014 | 27% (52) | 63% (122) | 177 th choice (194 posts) |
| 2015 | 27% (50) | 58% (109) | 166 th choice (191 posts) |
| 2016 | 29% (55) | 61% (114) | 163 th Choice (188 posts) |
| 2017 | 25% (48) | 62% (117) | 156 th Choice (189 posts) |
| 2018 | 32% (59) | 66% (123) | 109 th Choice (188 posts) |

Chart 1: Peninsula Foundation School trainee matches by post preference

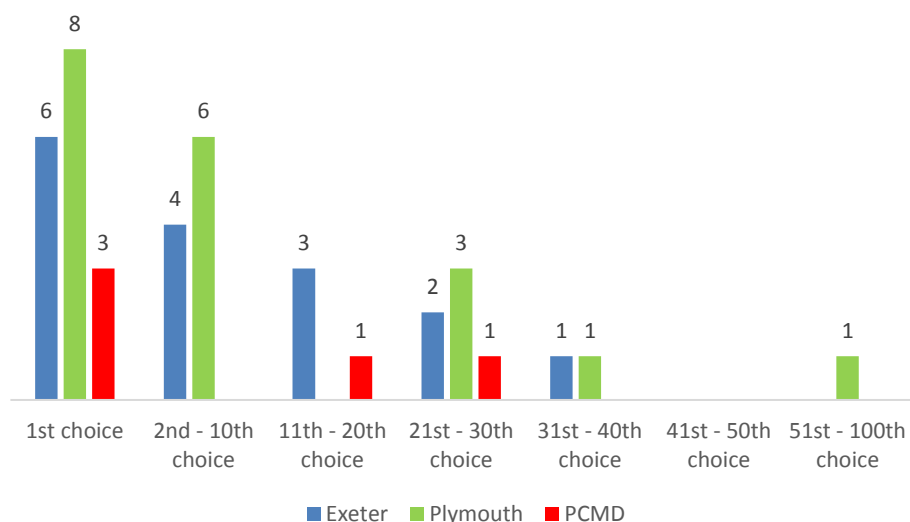


Outcome for local medical students

21% (40/187) of applicants in the Peninsula Foundation School are local students. 16 (9%) are from the University of Exeter, 19 (10%) from Plymouth University and 5 (3%) were from the Peninsula College of Medicine and Dentistry (PCMD).

43% (17) of local students have secured their first choice preference. 60% (24) secured a post that was in their top 10 and 70% (28) in their top 20.

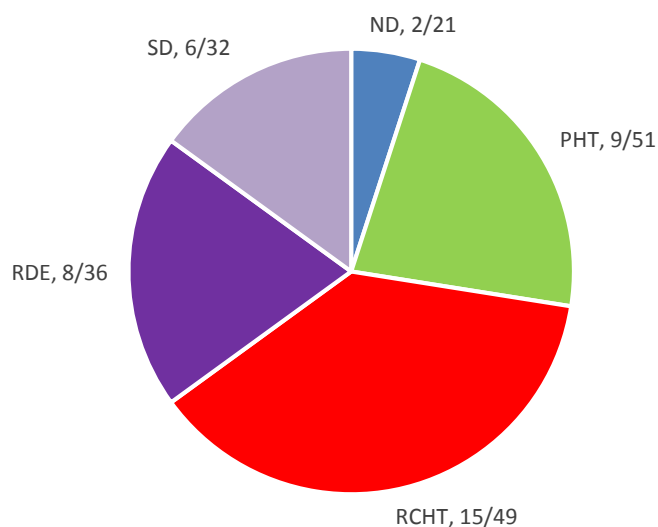
Chart 2: Local student matches to Peninsula posts by post preference



Location of local students in the Peninsula

Compared with 2017 there are the same number of local students undertaking foundation training in the Peninsula this year. They represent 21% of total F1s.

Chart 3: Numbers of local students matched to Peninsula trusts compared with the number of F1 posts in each trust



Royal Cornwall Hospitals NHS Trust has the highest proportion (37.5%) and the highest number (15) of local students due to start in its August 2018 cohort. Northern Devon Healthcare NHS Trust has the lowest proportion and number 5% (2) in its 2018 cohort. The table below shows the number of local trainees in each trust for 2018 compared with the distribution of the previous years' cohorts.

Table 2: Distribution of PMS students across trusts in the Peninsula

| Trust | 2011 | 2012 | 2013 | 2014 | 2015 | 2016 | 2017 | 2018 |
|--------------|-------------|-------------|-------------|-------------|-------------|-------------|-------------|-------------|
| NDHT | 6 (8%) | 4 (6%) | 3 (4%) | 2 (4%) | 3 (7%) | 3 (5%) | 0 (0%) | 2 (5%) |
| PHT | 20 (28%) | 24 (38%) | 20 (30%) | 16 (31%) | 10 (22%) | 16 (26%) | 13 (32.5%) | 9 (22.5%) |
| RCHT | 21 (29%) | 11 (17%) | 16 (24%) | 10 (20%) | 10 (22%) | 19 (31%) | 7 (17.5%) | 15 (37.5%) |
| RDE | 11 (15%) | 10 (16%) | 10 (15%) | 8 (15%) | 11 (24%) | 10 (16%) | 12 (30%) | 8 (20%) |
| SDHT | 14 (19%) | 15 (23%) | 18 (27%) | 16 (31%) | 11 (24%) | 14 (23%) | 8 (20%) | 6 (15%) |
| Total | 72 | 64 | 67 | 52 | 45 | 62 | 40 | 40 |

Natalie Band
Foundation School Administrator
September 2018