

Peninsula Postgraduate Medical Education

Recruitment to two year Foundation Programmes August 2019: Stage 2

In the second stage of applications, applicants were asked to rank the 188 posts in the Peninsula in order of preference. Allocations were based on the overall application score.

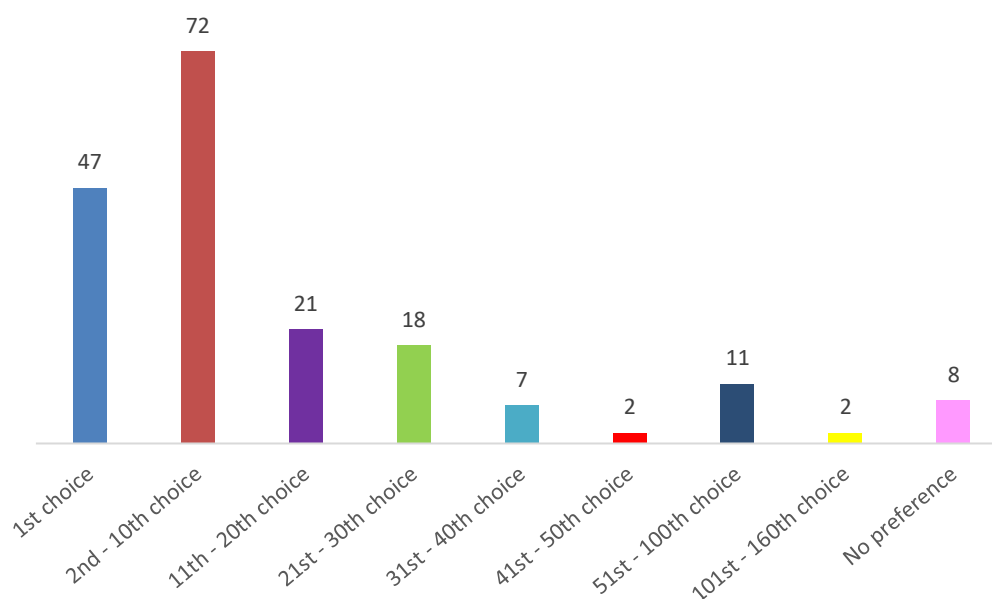
Outcome for all trainees allocated to the Peninsula Foundation School

25% (47) of trainees secured their first choice post preference. 63% (119) secured a post that was in their top 10 and 74% (140) secured a post that was in their top 20. The least satisfied person got their 158th choice of 188 posts. The table below shows the outcomes by preference since 2010 and chart 1 shows the distribution of preferences for all trainees in the Peninsula Foundation School.

Table 1: Post preferences secured since 2010

Year	1 st choice post	Top 10 post	Worst outcome
2010	30% (60)	67% (133)	127 th choice (198 posts)
2011	31% (59)	69% (133)	114 th choice (194 posts)
2012	29% (56)	68% (129)	151 st choice (193 posts)
2013	27% (52)	65% (127)	172 nd choice (198 posts)
2014	27% (52)	63% (122)	177 th choice (194 posts)
2015	27% (50)	58% (109)	166 th choice (191 posts)
2016	29% (55)	61% (114)	163 th Choice (188 posts)
2017	25% (48)	62% (117)	156 th Choice (189 posts)
2018	32% (59)	66% (123)	109 th Choice (188 posts)
2019	30% (55)	66% (121)	143 rd Choice (188 posts)
2020	25% (47)	63 (119)	158 th Choice (188 posts)

Chart 1: Peninsula Foundation School trainee matches by post preference

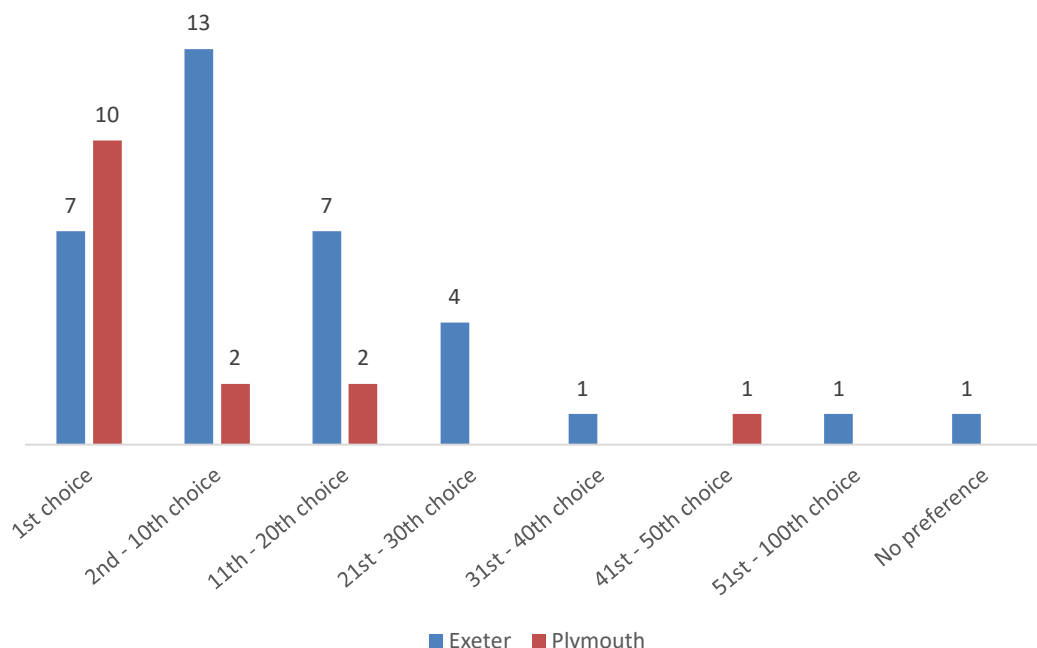


Outcome for local medical students

26% (49/188) of applicants in the Peninsula Foundation School are local students. 34 (18%) are from the University of Exeter and 15 (8%) from Plymouth University.

35% (17) of local students have secured their first choice preference. 65% (32) secured a post that was in their top 10 and 84% (41) in their top 20.

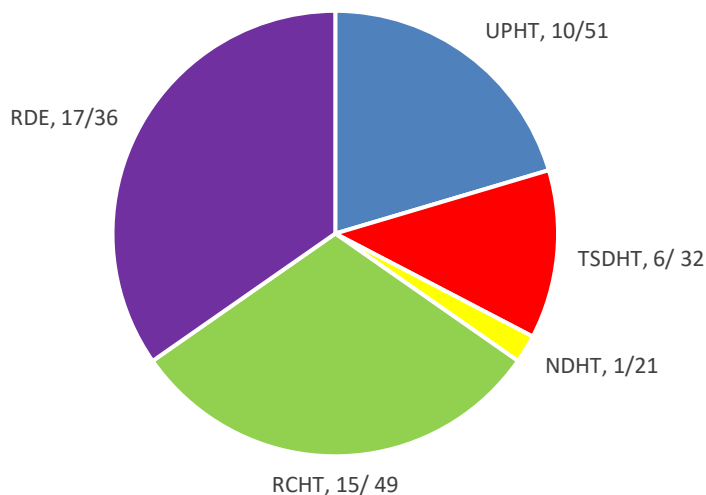
Chart 2: Local student matches to Peninsula posts by post preference



Location of local students in the Peninsula

Compared with 2019 there is a small increase (5) in the number of local students undertaking foundation training in the Peninsula this year. They represent 26% of total F1s.

Chart 3: Numbers of local students matched to Peninsula trusts compared with the number of F1 posts in each trust



Royal Devon and Exeter NHS Foundation Trust has the highest proportion (35%) and the highest number (17) of local students due to start in its August 2020 cohort. Northern Devon Healthcare NHS Trust has the lowest proportion and number 2% (1) in its 2020 cohort. The

table below shows the number of local trainees in each trust for 2020 compared with the distribution of the previous years' cohorts.

Table 2: Distribution of PMS students across trusts in the Peninsula

Trust	2013	2014	2015	2016	2017	2018	2019	2020
NDHT	3 (4%)	2 (4%)	3 (7%)	3 (5%)	0 (0%)	2 (5%)	1 (2%)	1 (2%)
PHT	20 (30%)	16 (31%)	10 (22%)	16 (26%)	13 (32.5%)	9 (22.5%)	12 (27%)	10 (20%)
RCHT	16 (24%)	10 (20%)	10 (22%)	19 (31%)	7 (17.5%)	15 (37.5%)	13 (30%)	15 (30%)
RDE	10 (15%)	8 (15%)	11 (24%)	10 (16%)	12 (30%)	8 (20%)	11 (25%)	17 (35%)
SDHT	18 (27%)	16 (31%)	11 (24%)	14 (23%)	8 (20%)	6 (15%)	7 (16%)	6 (12%)
Total	67	52	45	62	40	40	44	49

Natalie Band
Foundation School Administrator
June 2020